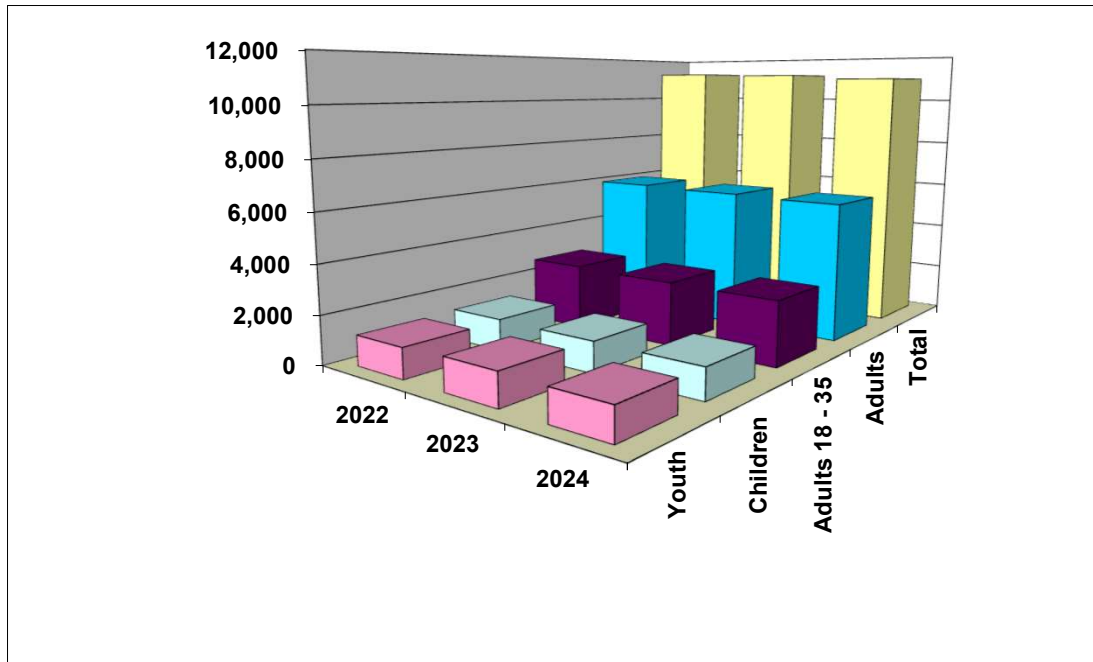




# STATISTICAL SUMMARY - 2024

## Church of Christ Holiness U.S.A.

### PART I - Membership Survey (2024)

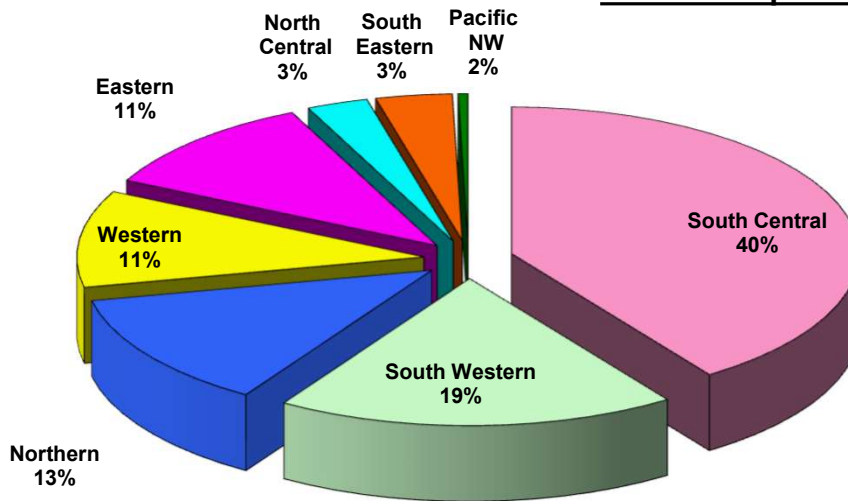


	2022	2023	2024	
<b>1. Number of Churches &amp; Missions:</b>	<b>129</b>	<b>129</b>	<b>131</b>	<b>1.6</b>
A. Change from Previous Year	-4	0	2	
<b>2. Number of Adult Members:</b>	<b>5,962</b>	<b>5,894</b>	<b>5,824</b>	<b>-1.2</b>
A. Male	2,134	2,124	2,069	-2.6
B. Female	3,828	3,770	3,755	-0.4
C. Net Change From Previous Year	-239	-68	-70	
<b>3. Number of Adult Members (18 - 35)</b>	<b>2,732</b>	<b>2,671</b>	<b>2,648</b>	<b>-0.9</b>
A. Male	1,108	1,088	1,083	-0.5
B. Female	1,624	1,583	1,565	-1.1
C. Net Change From Previous Year	-229	-61	-23	
<b>4. Number of Youth Membership (13-17)</b>	<b>1,241</b>	<b>1,334</b>	<b>1,275</b>	<b>-4.4</b>
A. Male	559	594	565	-4.9
B. Female	682	740	710	-4.1
C. Change from Previous Year	-84	93	-59	
<b>5. Number of Children (12 &amp; Under)</b>	<b>1,300</b>	<b>1,271</b>	<b>1,249</b>	<b>-1.7</b>
A. Male	589	593	598	0.8
B. Female	711	678	651	-4.0
C. Change from Previous Year	-293	-29	-22	
<b>Total Members</b>	<b>11,235</b>	<b>11,170</b>	<b>10,996</b>	<b>-1.6</b>
<b>Other Demographics:</b>				
6. Ordained Ministers	194	185	164	-11.4
7. Licensed Ministers	55	57	51	-10.5
8. Obituary	132	136	99	-27.2
9. Ordained Deacons	323	319	295	-7.5
10. Missionaries	147	146	148	1.4

**Part II - Concentration of Total Membership By Diocese:**

DIOCESE	Members 2023	Members 2024	Change From Previous Year	% of Total Membership	Average-WK Attendance	% Increase (Diocese)
South Central	4,385	4,439	54	40%	3,100	1.2%
South Western	2,008	2,045	37	19%	987	1.8%
Northern	1,340	1,398	58	13%	695	4.3%
Western	1,157	1,173	16	11%	438	1.4%
Eastern	1,444	1,185	(259)	11%	474	-17.9%
North Central	257	314	57	3%	179	22.2%
South Eastern	521	392	(129)	4%	0	-24.8%
Pacific NW	58	50	(8)	0%	21	-13.8%
<b>TOTAL</b>	<b>11,170</b>	<b>10,996</b>	<b>(174)</b>	<b>100%</b>	<b>5,894</b>	<b>-1.6%</b>

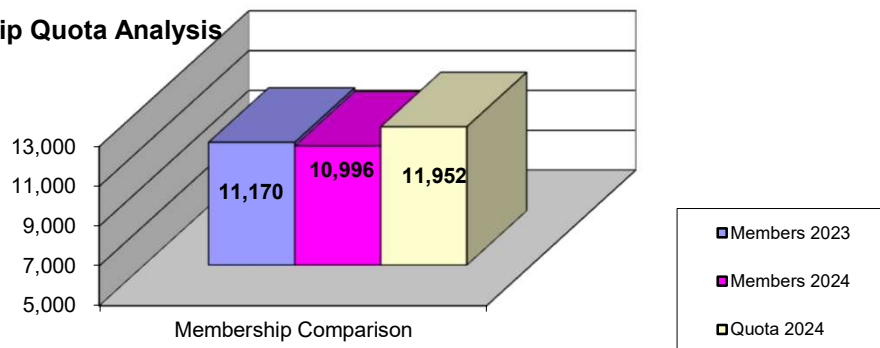
**Membership Concentration (2024)**



**Part II - Membership Quota By Diocese:**

DIOCESE	Members 2023	Members 2024	Quota 2024	Change From 2023	Change From 7% Quota	% Change From Quota
South Central	4,385	4,439	4,692	54	(253)	-5.7%
South Western	2,008	2,045	2,149	37	(104)	-5.1%
Northern	1,340	1,398	1,434	58	(36)	-2.6%
Western	1,157	1,173	1,238	16	(65)	-5.5%
Eastern	1,444	1,185	1,545	(259)	(360)	-30.4%
North Central	257	314	275	57	39	12.4%
South Eastern	521	392	557	(129)	(165)	-42.2%
Pacific NW	58	50	62	(8)	(12)	-24.1%
<b>TOTAL</b>	<b>11,170</b>	<b>10,996</b>	<b>11,952</b>	<b>(174)</b>	<b>(956)</b>	<b>-8.7%</b>

**Membership Quota Analysis**



### Part III - Financial Statistics - 2024

	2023***	2024***	Change+/-	% Increase (All Receipts)
1. Combined Local Church Receipts	11,252,100	12,127,147	875,047	8
2. Combined Local Church Expenditures	11,413,525	7,576,984	(3,836,541)	(34)
2. Local Church Auxiliary Receipts	359,289	439,735	80,446	22
4. Local Church Assets	44,031,619	49,572,253	5,540,634	13
5. Local Church Liabilities	1,940,688	1,684,685	(256,003)	(13)
6. Average Yr. Local Receipts*	87,226	92,574	5,348	
7. Average Local Monthly Receipts	7,269	7,714	446	
8. Average Local Weekly Receipts	1,677	1,780	103	
9. Avg. Yr. Indv. Contributions **	1,909	2,082	173	
10. Avg. Monthly Indv. Contributions **	159	174	14	
11. Avg. Wkly Indv. Contributions **	37	40	3	

#### Combined Local Church Receipts:

Diocese	# of Churches		2023	2024	Change+/-	% Increase (Receipts)
	2023	2024				
Pacific North West	3	3	116,376	122,260	5,884	5.1
South Eastern	10	14	635,547	733,174	97,627	15.4
North Central	7	7	364,596	387,104	22,508	6.2
Eastern	9	9	1,268,532	1,345,118	76,586	6.0
Western	16	16	1,624,909	1,483,474	(141,435)	-8.7
Northern	16	16	1,621,099	1,683,072	61,973	3.8
South Western	28	28	1,850,344	1,948,208	97,864	5.3
South Central	40	38	3,770,697	4,424,737	654,040	17.3
<b>Total's</b>	<b>129</b>	<b>131</b>	<b>11,252,100</b>	<b>12,127,147</b>	<b>875,047</b>	<b>8</b>

Note: \* Values Based on Combined Local Receipts and # of Churches  
 \*\* Calculations Based on Adult Membership  
 \*\*\* Values are in Dollars \$

**Part IV - Percentage Summary 2024**

**2. General Fund Sent By Diocese (2024):**

Diocese	Quota	Amount Sent	Percent			
Pac. N. W	6,113	6,113	100%			
S. Eastern	31,678	31,678	100%			
N. Central	18,834	18,834	100%			
Eastern	37,902	37,902	100%			
Western	46,794	46,794	100%			
Northern	64,141	64,141	100%			
S. Western	87,857	87,857	100%			
S. Central	200,322	200,322	100%			
<b>Total</b>	<b>\$493,640</b>	<b>\$493,641</b>	<b>100%</b>			

**Part V - 2025 Membership Projection (7% Increase):**

Diocese	Total Members 2024	Projected Members 2025 with 7% Increase	Members needed per Diocese
Pac. N. W	50	54	4
S. Eastern	392	419	27
N. Central	314	336	22
Eastern	1,185	1,268	83
Western	1,173	1,255	82
Northern	1,398	1,496	98
S. Western	2,045	2,188	143
S. Central	4,439	4,750	311
<b>Total</b>	<b>10,996</b>	<b>11,766</b>	<b>770</b>